



SHENZHEN FENDA TECHNOLOGY CO.,LTD.,GUANGDONG,PRC
 ADD: Fenda Hi-Tech Park, Zhoushi Road, Shiyan, Baoan, Shenzhen, Guangdong, PRC
 Tel: +86-755-27486668 (800 line) Fax: +86-755- 27353777 P.C.: 518108



2.0 Computer Multimedia Speaker

SAFETY PRECAUTIONS

- Never push objects of any kind (needles, hair-pins, coins, insects) into this system.
- Do not put the system in damp circumstances, prevent from ingress of moisture and dust. (Do not place flower vases and other objects on it).
- Prevent the system from heating. (Do not install the system near heat sources and prevent it from direct sunlight).
- Do not use petrol, alcohol and other solvents when cleaning, as they may damage stained surface. Clean only with dry soft cloth.
- In order to avoid electric shock and other accidents, never open the back cover for repair without any professional guidance.
- Switch off the power and take off the plug from the power jack when the system is not on work.

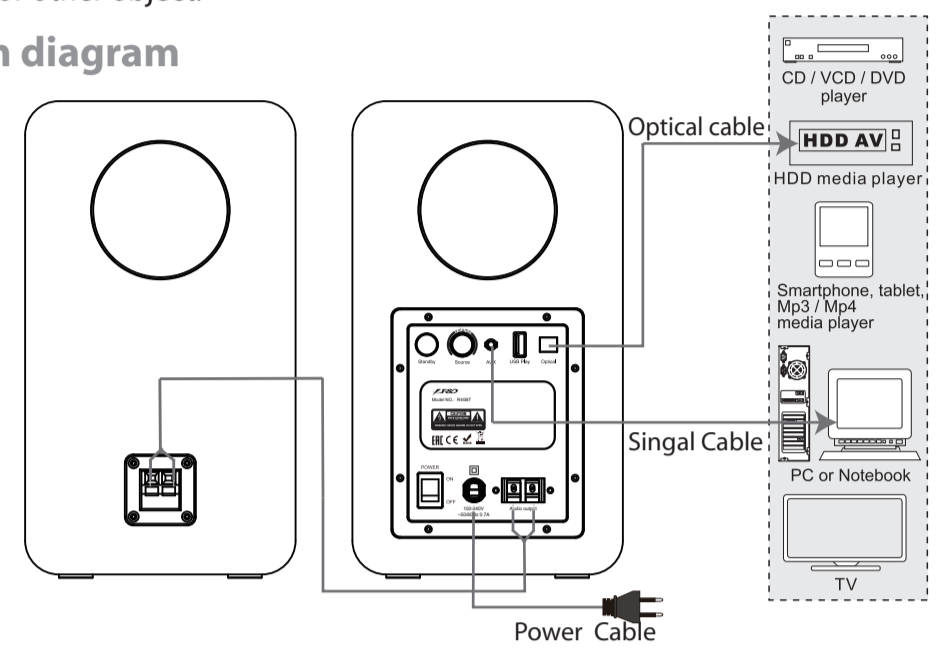
Notes:

The specifications may be changed without preliminary notice.

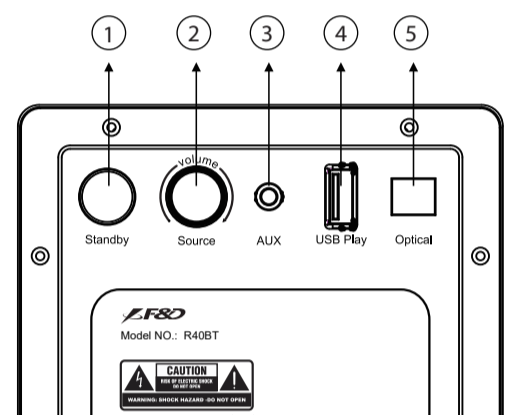
Locating

- Place the speakers symmetrically to the listeners to the distance not less than one metre.
- Port tube is located at the back panel of the speaker cabinet, please locate it about 20—30 cm from the wall or other object.

Connection diagram



Control panel functions:



1. Standby on/off
2. Volume Knob
3. AUX Jacket
4. USB play Jacket
5. Optical Jacket

Standby: Short press to power on/off the unit

Volume knob:

- a. Rotate the knob to increase or decrease volume level
- b. Short press to select AUX/USB/Optical and Bluetooth mode

Bluetooth mode

1. Active "Bluetooth" function on your device and search for "Fenda R40BT". Enter "0000" if your device asks for the PIN code.
2. After pairing successfully, blue LED bright, and ready for playing music. Recommend to adjust suitable volume before playing music.

Notice: After switch to Bluetooth source, the unit will automatically search the Bluetooth device and connect it. If the device paired before. If can't find paired device, it will enter pairing mode automatically and the blue LED will flash quickly. Bluetooth device should active "Bluetooth" function during pairing and search for "Fenda R40BT".

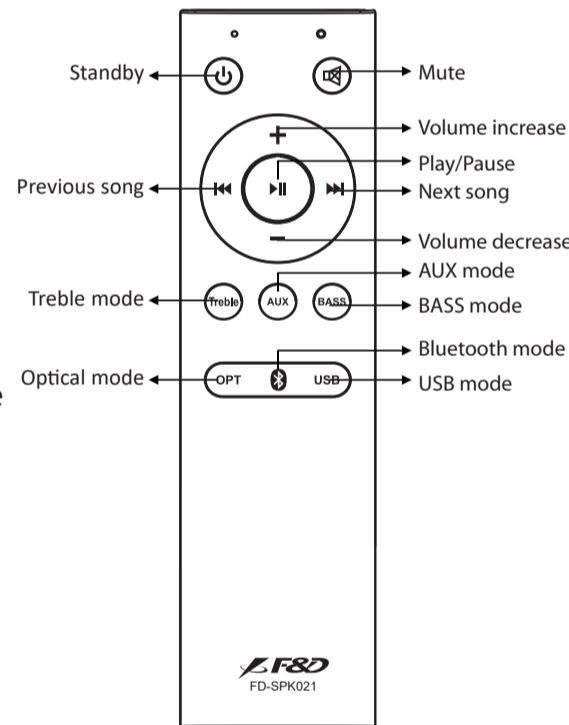
Bluetooth pairing

Switch to Bluetooth mode, R40BT will automatically search the Bluetooth device. If the device paired before, R40BT will connect automatically. If can't find paired device, R40BT will enter pairing mode automatically, bluetooth LED flashes quickly.

1. Active "Bluetooth" function on your device and search for "Fenda R40BT". Enter "0000" if your device asks for the PIN code.
2. After pairing successfully, bluetooth LED will be bright, and ready for playing music. Recommend to adjust suitable volume before playing music.

Remote Control

- Standby: Short press to power on/off the unit
- Mute: Short press to mute or unmute
- Volume increase: Press to increase volume level
- Previous song: Under USB and Bluetooth mode, short press to select previous song
- Next song: Under USB and Bluetooth mode, short press to select next song
- Volume decrease: Press to decrease volume level
- Treble mode: Short press "Treble" first, then press volume increase or volume decrease to adjust "Treble" level
- BASS mode: Short press "BASS" first, then press volume increase or volume decrease to adjust "BASS" level
- AUX mode: Short press to select AUX mode
- USB mode: Short press to select USB play mode
- Optical mode: Short press to select Optical mode
- Bluetooth mode: Short press to select Bluetooth mode



Package contents

- Speakers ----- 1set
- Operation Manual ----- 1pc
- 3.5mm to 3.5mm stereo cable ----- 1pc
- 3.5mm to RCA stereo cable ----- 1pc (optional)
- Connection Cable ----- 1pc
- Remote control ----- 1pc

Specification

- Power output ----- 30W x2
- Driver units:
- woofer ----- 4"
- tweeter ----- 1"
- Separation ----- > 40dB
- S/N Ratio ----- > 70dB
- Frequency Response ----- 40Hz~20KHz
- Power input ----- 100-240V~50/60Hz 0.7A
- Product dimensions ----- W160xD203xH282mm
- Product net weight ----- 6.6kg

F&D WARRANTY CARD
END-USER'S COPY
WARRANTY REGISTRATION CERTIFICATE

Mr./Mrs/Ms First Name: _____
 Last Name: _____
 Address: _____
 Contact No.: _____
 Product Name: _____
 Model No.: _____
 Serial No.: _____
 Date Purchased: _____
 Invoice No.: _____
 Retail Outlet Where Purchased: _____

(Please print the name & address)

SECTION 1

WARRANTY TERMS & CONDITIONS

The warranty will be effective only if the warranty card is completed and returned to the company within 14 days from the date of purchase. We guarantee the provision of free services of F&D product within the warranty period from its date of purchase from our Authorised Dealer.

- The period and conditions of our warranty service are as follow:
1. The warranty covers services by our F&D Authorised Dealer. This warranty card together with the receipt must be presented when servicing is required. This warranty card is irreplaceable in the event of loss.
 2. Repair services will be provided for defects arising from normal usage for the following period, commencing from the date of purchase from our F&D Authorised Dealer. (Parts would be replaced when necessary)
 - A. Parts:..... 1 year
 - B. Technical service free..... 1 year
 3. Under the following circumstances, service and parts will be chargeable even within the warranty period:
 - A. Failure to present the warranty card and receipt when servicing is required. Full particulars not clearly shown or alterations made against the actual information. For e.g.: Alteration of the date of purchase, serial numbers-altered or removed.
 - B. This unit being tampered with, altered in any way by any unauthorised technicians or which has been subjected to misuse, negligence or accident. This guarantee does not cover damage occurring in transit by or from the customer.
 - C. The defect is caused by the attack of household pests, fire, lighting, natural disasters, pollution, abnormal voltage or the usage of generator.

Shenzhen Fenda Technology Co., Ltd.
 Add: Fenda Hi-Tech Park, Zhoushi Road, Shiyan, Baoan, Shenzhen, China
 P.C.: 518108 Http://www.fenda.com

F&D WARRANTY CARD
DISTRIBUTOR'S COPY
WARRANTY REGISTRATION CERTIFICATE

Mr./Mrs/Ms First Name: _____
 Last Name: _____
 Address: _____
 Contact No.: _____
 Product Name: _____
 Model No.: _____
 Serial No.: _____
 Date Purchased: _____
 Invoice No.: _____
 Retail Outlet Where Purchased: _____

(Please print the name & address)

SECTION 2

WARRANTY TERMS & CONDITIONS

The warranty will be effective only if the warranty card is completed and returned to the company within 14 days from the date of purchase. We guarantee the provision of free services of F&D product within the warranty period from its date of purchase from our Authorised Dealer.

- The period and conditions of our warranty service are as follow:
1. The warranty covers services by our F&D Authorised Dealer. This warranty card together with the receipt must be presented when servicing is required. This warranty card is irreplaceable in the event of loss.
 2. Repair services will be provided for defects arising from normal usage for the following period, commencing from the date of purchase from our F&D Authorised Dealer. (Parts would be replaced when necessary)
 - A. Parts:..... 1 year
 - B. Technical service free..... 1 year
 3. Under the following circumstances, service and parts will be chargeable even within the warranty period:
 - A. Failure to present the warranty card and receipt when servicing is required. Full particulars not clearly shown or alterations made against the actual information. For e.g.: Alteration of the date of purchase, serial numbers-altered or removed.
 - B. This unit being tampered with, altered in any way by any unauthorised technicians or which has been subjected to misuse, negligence or accident. This guarantee does not cover damage occurring in transit by or from the customer.
 - C. The defect is caused by the attack of household pests, fire, lighting, natural disasters, pollution, abnormal voltage or the usage of generator.

Shenzhen Fenda Technology Co., Ltd.
 Add: Fenda Hi-Tech Park, Zhoushi Road, Shiyan, Baoan, Shenzhen, China
 P.C.: 518108 Http://www.fenda.com

F&D 奋达科技	时 间	20190820	订 单 号	YFE19242	尺寸/套数	200X130MM(成型) 400x130mm(展开)	
品 牌	奋 达	公司型号	R40BT	客户型号	R40BT	材质/厚度	105g铜版纸
版 本	A0	设计内容	说明书	料 号	17.7.030.1958	盒型/页码/条码	6页
电 子 软 件	结 构 电 声	业 务				字体要求	如文件
设计者	杨改改	标 准 化	李洪波	项 目 经 理 产 品 经 理	袁新华/黄伟	印刷/表面处理	白底黑字
备 注	此物料刀模同料号:				工 艺 / 单 双 泊 / AB 同 版	书 钉	
					公 差 / 用 量	正 负 公 差 (0.1mm)	